

Long single strand DNA (LsODN, LssDNA) Preparation Kit

For more information : https://www.funakoshi.co.jp/exports_contents/80479

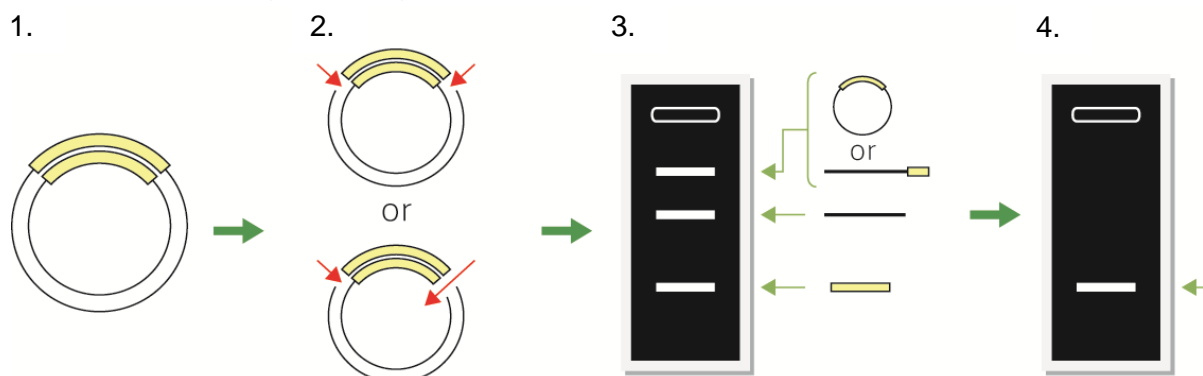
The Long ssDNA (LsODN, LssDNA) Preparation Kits provide a simple and easy method for generating a long ssDNA (<1.5 kb or < 3.0 kb).

Features

- A long ssDNA has a defined sequence and length.
- Simple principle and easy procedure.
- High yield and high quality.
- Best for effective knock-in by genome editing.

Principle

1. The DNA of interest is cloned into a plasmid using a pair of two nicking endonuclease sites or a combination of a nicking endonuclease site and a restriction enzyme site.
2. The resulting plasmid harboring the DNA is digested with a pair of two nicking endonucleases or a combination of a nicking endonuclease and a restriction enzyme.
3. The nicked plasmid is denatured and then subjected to agarose gel electrophoresis.
4. The band corresponding to a long ssDNA is excised and extracted.



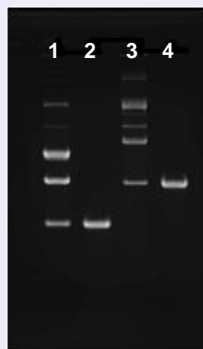
Note: Nicking endonuclease is not included in this kit.

Kit Contents

Long ssDNA Preparation Kit	
for 1.5 kb (#DS615)	for 3.0 kb (#DS625)
pLSODN-1 Plasmid 10 µg (0.5 µg/µl)	pLSODN-3 Plasmid 10 µg (0.5 µg/µl)
pLSODN-2D Plasmid 10 µg (0.5 µg/µl)	pLSODN-4D Plasmid 10 µg (0.5 µg/µl)
Nicked pLSODN-1 (1.5 kb Fragment)	Nicked pLSODN-3 (3.0 kb Fragment)
Denaturing Gel-Loading Buffer 1 ml (100 loadings) *	
Long ssDNA Gel Extraction Kit for 3kb (25 preps) *	

* Denaturing Gel-Loading Buffer and Long ssDNA Gel Extraction Kit are available separately.

Example Data



Lane 1: The double nicked pLSODN-1 harboring 1.5 kb DNA fragment
 Lane 2: Purified long ssDNA (1.5 kb)
 Lane 3: The double nicked pLSODN-3 harboring 3.0 kb DNA fragment
 Lane 4: Purified long ssDNA (3.0 kb)

Figure : Long ssDNAs prepared by using this kit

A 1.5 kb DNA fragment of interest was cloned between the Nt.BspQI and the Nb.BsrDI sites of pLSODN-1. Similarly, a 3.0 kb DNA fragment of interest was cloned between the Nt.BspQI and the Nb.BsrDI sites of pLSODN-3. The plasmids were digested with Nt.BspQI and Nb.BsrDI. The double nicked plasmids were mixed with Denaturing Gel-loading Buffer and heated, then loaded to conventional non-denaturing agarose gel electrophoresis. The band corresponding to a long ssDNA was excised and extracted.

Citation

ssODN-mediated knock-in with CRISPR-Cas for large genomic regions in zygotes.

Yoshimi K., *et al.*, *Nature Communications*. Jan; 20; 7:10431. (2016) PMID: 26786405

Product Information

[Manufacturer : BDL]

Product Name	Code	Size	Storage
Long ssDNA Preparation Kit for 1.5 kb	DS615	1 kit	RT + -20°C
Long ssDNA Preparation Kit for 3.0 kb	DS625	1 kit	RT + -20°C

Note: Price is different between academic and commercial customers. Please contact your local distributor.

Related Products

[Manufacturer : BDL]

Product Name	Code	Size	Storage
Denaturing Gel-Loading Buffer	DS612	2 x 1 ml	-20°C
	DS611	5 x 1 ml	-20°C

Product Name	Code	Size	Storage
Long ssDNA Gel Extraction Kit for 3kb	DS640	25 preps	RT

Check it out !

For gel excision, our “Gel Pipette” and “Funa-Gel Tip” are recommended.


For details :

Gel Pipette

https://www.funakoshi.co.jp/exports_contents/80506

Funa-Gel Tip

https://www.funakoshi.co.jp/exports_contents/80485



NOTE | ※ All products here are research use only, not for diagnostic use.
 ※ Specs might be changed for improvement without notice.
 ※ Numbers after “#” represents product code.

※ Company name and product name are trademark or registered mark.
 ※ Please contact your local distributors for orders, quote request and inquiry.

Your Local Distributor

Funakoshi Co., Ltd.

Address: 9-7 Hongo 2-Chome, Bunkyo-ku,
 Tokyo 113-0033 JAPAN
 Phone : +81-3-5684-6296
 Fax : +81-3-5684-6297
 Email : export@funakoshi.co.jp

BDL-1905-F10 (2019.05)