

# Short shaft pipette for easy gel excision

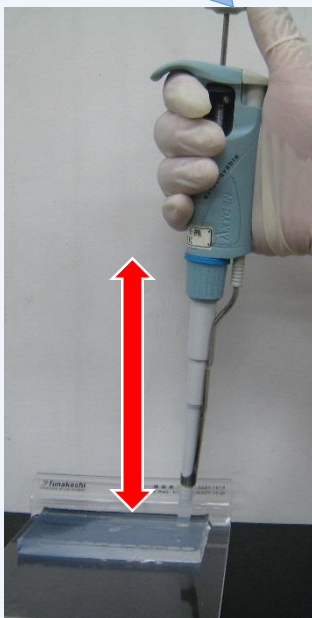
# Gel Pipette

More information : [http://www.funakoshi.co.jp/exports\\_contents/80506](http://www.funakoshi.co.jp/exports_contents/80506)

The "Gel Pipette" provides efficient gel excision when using it with our FUNA-GEL TIP. As the shaft is much shorter than general 1,000 $\mu$ l pipettes, it is easy to target a band and handle in a narrow space.

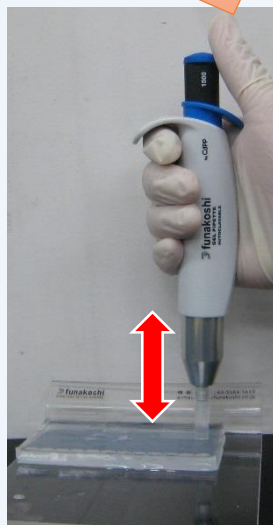
## Features

Difficult to target...



Left : General 1,000  $\mu$ L Pipette. Long shaft makes it difficult to target a band.  
Right : Our "Gel Pipette". Short shaft makes it easy to target a band.

Easy!



## Gel Pipette



Difficult to handle...



Left : General 1,000  $\mu$ L Pipette. Long shaft makes it difficult to handle in a narrow space.  
Right : Our "Gel Pipette". Short shaft makes it easy to handle in a narrow space.

Easy!



**Note :** This "Gel Pipette" is designed for efficient gel excision but not calibrated. It is not recommended to use this pipette as general 1,000  $\mu$ L pipettes or volume adjustable pipettes.

## Product Information

Product Name	Size	Catalog #
Gel Pipette	1 piece	C1000-1CF

[Manufacturer : CLT]

Special Gel Excision Tips are on next page.



# Disposable Gel Excision Tip: FUNA-GEL TIP

More information : [http://www.funakoshi.co.jp/exports\\_contents/80485](http://www.funakoshi.co.jp/exports_contents/80485)

FUNA-GEL TIPS enable researchers to excise a target DNA or Protein band very easily and rapidly when using them with Gel Pipette (1,000  $\mu$ L Pipette) after agarose gel electrophoresis .

## Features


- Autoclavable (one time only)
- Material : PP

	FUNA-GEL TIP (Small)	FUNA-GEL TIP II (Large)
Width	4.0 mm	6.5 mm
Thickness	1.0 mm	1.1 mm
Image		


## Tips for excision



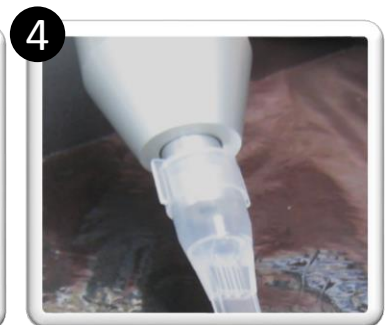
1 Attach FUNA-GEL TIP to Gel Pipette.



2 Stick GEL-TIP to an objective band without pushing plunger.



3 Push and move the head of GEL-TIP back and forth and around. Check the gel strip is inside of the TIP.



4 Release the gel strip by pushing plunger.

## Product Information

[Manufacturer : DWR]

Product Name	Size	Catalog #
FUNA-GEL TIP (Small)	50 pieces	DR-50
FUNA-GEL TIP (Small), Economy pack	100 pieces	DR-100
FUNA-GEL TIP II (Large)	50 pieces	DR-50-II
FUNA-GEL TIP II (Large), Economy pack	100 pieces	DR-100-II
FUNA-GEL TIP (Small) with rack, Sterilized	48 pieces	DR-200-RS
FUNA-GEL TIP II (Large) with rack, Sterilized	48 pieces	DR-200-RS-II

NOTE

- ※ All products shown here are research use only, not for diagnostic use.
- ※ Company name and product name are trademark or registered mark.
- ※ Specs might be changed for improvement without notice.
- ※ Please contact your local distributors for orders, quote request and inquiry.

Your Local Distributor

**funakoshi Co., Ltd.**

Address: 9-7 Hongo 2-Chome, Bunkyo-ku,  
Tokyo 113-0033 JAPAN  
Phone : +81-3-5684-6296  
Fax : +81-3-5684-6297  
Email : [export@funakoshi.co.jp](mailto:export@funakoshi.co.jp)