

# Standard BOX-X13 Example of


- iP-TEC Temperature Stabilizer-36      6pcs
  - Secondary Container of Live-Transport      2set
  - iP-TEC Flask-25      12pcs
- Application using the above

《Set material》

-  Band Cushion 4pcs
-  Mesh Cushion 4pcs




Set up four Band cushions as shown in the picture.



Place two Temperature Stabilizer on the bottom and set.




Place the first set of secondary containers. Also set Temperature Stabilizer on the side (put on the band cushion). Fix the secondary container with 2 mesh cushions.



Place one Temperature Stabilizer on top of it



Place the second secondary container set on top of it. Fix the secondary container with 2 mesh cushions.



Place an additional Temperature Stabilizer and cover it.



Put it in cardboard and close so as to press the packing of the lid.



This product is for research use, it is not a specification assuming medical use.

